


Colby made Cycle 2 BOOKMARKS for your kids to "checklist" your sync'd "Who Was" books.

Print these on cardstock to place in their matching book. Each week, have kids go to www.colbybooks.com to click on that week's 5 activity links. Use boxes to check-off each activity.



Colbybooks.com

- Wk 1 - Easter Island or your Bible
- Wk 2 - Great Pyramids
- Wk 3 - Taj Mahal or Parthenon
- Wk 4 - George W. Carver
- Wk 5 - Joan of Arc or Rachel Carson
- Wk 6 - Leonardo DaVinci
- Wk 7 - William Shakespeare
- Wk 8 - Ferdinand Magellan or Jacques Cousteau
- Wk 9 - Queen Elizabeth
- Wk 10 - Leif Erickson
- Wk 11 - Marie Antoinette or Malala Yousafzai
- Wk 12 - Napoleon
- Wk 13 - Henry Ford
- Wk 14 - Nicolai Tesla
- Wk 15 - Albert Einstein
- Wk 16 - Charles Monet
- Wk 17 - Tuskegee Airmen
- Wk 18 - Winston Churchill
- Wk 19 - Wright Brothers
- Wk 20 - Hindenburg
- Wk 21 - Eiffel Tower
- Wk 22 - Coretta Scott King
- Week 23 - Marie Curie
- Week 24 - Nelson Mandela or Where is Mt. Rushmore (presidents)



CYCLE 2 -

Summer or Week 1

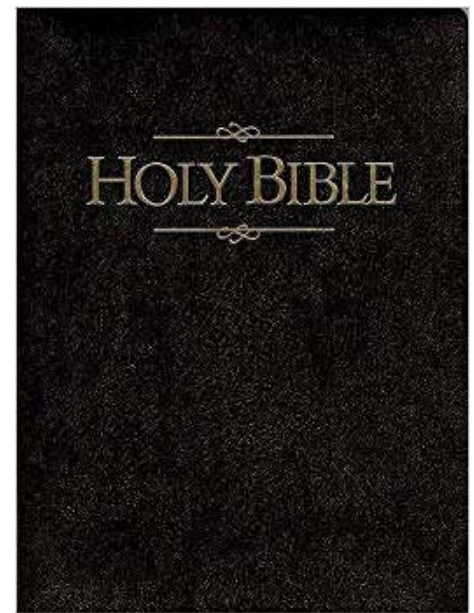
Sync: Summer read or Week 1 (Geography: Pacific Ocean)

Instructions:

1. Use this as a BOOKMARK.
2. Go to www.colbybooks.com; check off the 5 activities on your bookmark.
3. Write on the back of this bookmark: "My favorite part of this book is: _____" and draw a picture!

Activities:

- Listen to the video. Is the narrator right about the statues being transported by rolling trees?
- Maybe not! Find out how scientists made the statues walk on Easter Island
- Make an Easter Island Statue craft
- Learn how to draw the moai statues in 5 minutes
- Test your geography knowledge on Quizlet



CYCLE 2 -

Week 1

Sync: Wk 1 (History: Days of Creation)

Instructions:


1. Use this as a BOOKMARK.
2. Go to www.colbybooks.com; check off the 5 activities on your bookmark.
3. Write on the back of this bookmark: "My favorite part of this book is: _____" and draw a picture!

Activities:

- Make a Days of Creation craft for grandma (or anyone special)
- Age this animal by checking out its ear wax
- Singalong with Ross King's WONDERFUL creation song
- Play 101 games about creation (teach one to your family)
- Present on this book on community day. Let Colby teach you some presentation skills

Colby made Cycle 2 BOOKMARKS for your kids to "checklist" your sync'd "Who Was" books.

Print these on cardstock to place in their matching book. Each week, have kids go to www.colbybooks.com to click on that week's 5 activity links. Use boxes to check-off each activity.



CYCLE 2 - Week 2


Sync: Wk 2 (Timeline: 7 Wonders)

Instructions:

1. Use this as a BOOKMARK.
2. Go to www.colbybooks.com; check off the 5 activities on your bookmark.
3. Write on the back of this bookmark: "My favorite part of this book is: _____" and draw a picture!

Activities:

- Find the hidden chamber in the Great Pyramid of Giza
- Take a tour inside the King's Chamber with PBS
- Build your very own lego pyramid (and hide treasures inside)
- Or make an edible version with Rice Krispies
- Explore ancient Egypt in depth



CYCLE 2 - Week 3

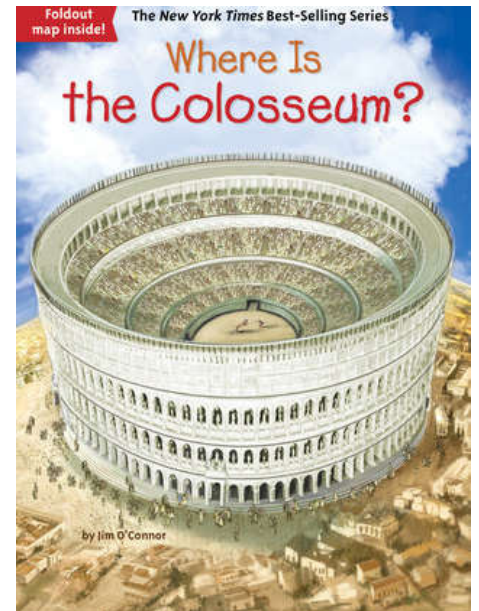
Sync: Wk 3 (Timeline: India)

Instructions:

1. Use this as a BOOKMARK.
2. Go to www.colbybooks.com; check off the 5 activities on your bookmark.
3. Write on the back of this bookmark: "My favorite part of this book is: _____" and draw a picture!

Activities:

- View the outside of the TAJ site in 3D
- or Spend 19 seconds standing in line
- Sample a stunning taste of modern day India
- Learn about the postmaster who built another TAJ for his wife
- Draw a simplified TAJ in 5 minutes
- Bring color to the TAJ and an art project to the refrigerator -



CYCLE 2 - Week 3 Alt. Title

Sync: Look ahead to Wk 4 (Timeline: Rome Founded)

Instructions:


1. Use this as a BOOKMARK.
2. Go to www.colbybooks.com; check off the 5 activities on your bookmark.
3. Write on the back of this bookmark: "My favorite part of this book is: _____" and draw a picture!

Activities:

- It's not homeschooling without some Ancient Rome Lapbooking
- Attend Gladiator School and show your brother/sister who's boss
- Draw the Colosseum with flair
- Watch Ancient Rome for Kids
- Let Colby teach you how to use this book to give a great presentation on community day

Colby made Cycle 2 BOOKMARKS for your kids to "checklist" your sync'd "Who Was" books.

Print these on cardstock to place in their matching book. Each week, have kids go to www.colbybooks.com to click on that week's 5 activity links. Use boxes to check-off each activity.



**CYCLE 2 -
Week 4**

Sync: Wk 4 (Science: Food Chain)

Instructions:

1. Use this as a BOOKMARK.
2. Go to www.colbybooks.com; check off the 5 activities on your bookmark.
3. Write on the back of this bookmark: "My favorite part of this book is: _____" and draw a picture!

Activities:

- Ask yourself: What is a king without a sandwich?
- 20 peanut butter recipes to make (and not a drop of jam!)
- Dance the food chain - Prey (Shake 'em off)
- Want to hear what Mr. Carver sounded like? On ego and self
- Make a shoebox biome and show the food chain in action



**CYCLE 2 -
Week 5**


Sync: Wk 5 (Timeline: 100 Yrs War)

Instructions:

1. Use this as a BOOKMARK.
2. Go to www.colbybooks.com; check off the 5 activities on your bookmark.
3. Write on the back of this bookmark: "My favorite part of this book is: _____" and draw a picture!

Activities:

- Watch Animated Hero Classic - Joan of Arc
- Watch the Wandering Schoolhouse's history cheatsheet
- Deep dive alert. Unit study on Joan (use it all or just pull ideas)
- Major sweating action! Watch a video showing how to dress in, and wear, armor (harness) from late 14th century
- Ask yourself: what do fleas on rats carry...?



**CYCLE 2 -
Week 5 Alt. Title**

Sync: Wk 5/7 (Science: Water Cycles; Pollution)

Instructions:


1. Use this as a BOOKMARK.
2. Go to www.colbybooks.com; check off the 5 activities on your bookmark.
3. Write on the back of this bookmark: "My favorite part of this book is: _____" and draw a picture!

Activities:

- Make your own water pollution model
- Can you tell it is polluted by looking at it? Playing with water
- Tour the world's most polluted river
- Listen to one girl's take on Rachel Carson
- Let Colby teach you how to use this book to give a great presentation on community day

Colby made Cycle 2 BOOKMARKS for your kids to "checklist" your sync'd "Who Was" books.

Print these on cardstock to place in their matching book. Each week, have kids go to www.colbybooks.com to click on that week's 5 activity links. Use boxes to check-off each activity.



CYCLE 2 - Week 6

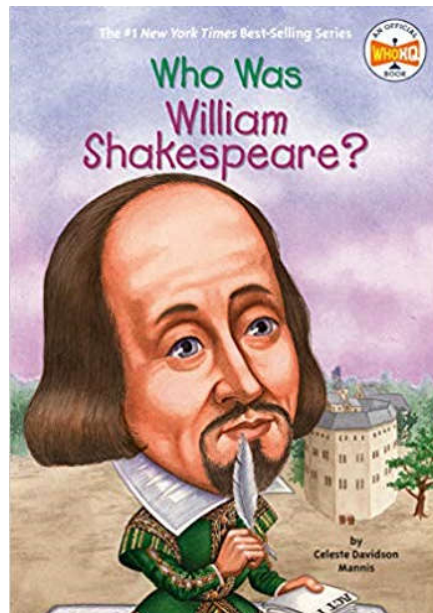
Sync: Wk 6 (History: daVinci)

Instructions:

1. Use this as a BOOKMARK.
2. Go to www.colbybooks.com; check off the 5 activities on your bookmark.
3. Write on the back of this bookmark: "My favorite part of this book is: _____" and draw a picture!

Activities:

- Oh the books you can read! Pick just one.
- Trip a mousetrap with 6 simple machines in one
- Enjoy this Animated Hero Classic on daVinci
- Can you do a 2 handed speed drawing of daVinci ?
- Let Colby teach you how to use this book to give a great presentation on community day



CYCLE 2 - Week 7


Sync: Wk 6b (History: Shakespeare)

Instructions:

1. Use this as a BOOKMARK.
2. Go to www.colbybooks.com; check off the 5 activities on your bookmark.
3. Write on the back of this bookmark: "My favorite part of this book is: _____" and draw a picture!

Activities:

- Test YOUR knowledge of great authors like Shakespeare
- Make sure you sketch his beard just so...
- To be or not to be (in a play). Quick plays to put on after supper!
- Listen as a kid explains Shakespeare
- Get your fix! Watch another history cheat sheet



CYCLE 2 - Week 8

Sync: Wk 8 (History: European Explorers)

Instructions:

1. Use this as a BOOKMARK.
2. Go to www.colbybooks.com; check off the 5 activities on your bookmark.
3. Write on the back of this bookmark: "My favorite part of this book is: _____" and draw a picture!

Activities:

- Map out the known world with Magellan
- See a young child's view of explorers
- Can you navigate in the Age of Exploration?
- Watch this mini-bio of Magellan
- Can you make up your own cup song about Magellan? Watch and learn

Colby made Cycle 2 BOOKMARKS for your kids to "checklist" your sync'd "Who Was" books.

Print these on cardstock to place in their matching book. Each week, have kids go to www.colbybooks.com to click on that week's 5 activity links. Use boxes to check-off each activity.



**CYCLE 2 -
Week 8 Alt. Title**


Sync: Wk 8 (Science: Aquatic Biomes)

Instructions:

1. Use this as a BOOKMARK.
2. Go to www.colbybooks.com; check off the 5 activities on your bookmark.
3. Write on the back of this bookmark: "My favorite part of this book is: _____" and draw a picture!

Activities:

- Hear a bedtime history of Jacques Cousteau
- Make an underwater sea art project
- Watch some funny kids at the aquarium
- Pull together a tide pool aquarium
- Find out how a car crash led to a lifetime of underwater exploration



**CYCLE 2 -
Week 9**

Sync: Wk 9 (History: Absolute Monarchs)

Instructions:

1. Use this as a BOOKMARK.
2. Go to www.colbybooks.com; check off the 5 activities on your bookmark.
3. Write on the back of this bookmark: "My favorite part of this book is: _____" and draw a picture!

Activities:

- Help Elizabeth escape the Tower of London
- Boy meets modern day Queen Elizabeth... and runs away
- Find out more: Queen Elizabeth raps?
- Queen Elizabeth looks good in red (paint)
- Let Colby teach you how to use this book to give a great presentation on community day



**CYCLE 2 -
Week 10**

Sync: Wk 10 (Timeline: Leif Erikson)

Instructions:

1. Use this as a BOOKMARK.
2. Go to www.colbybooks.com; check off the 5 activities on your bookmark.
3. Write on the back of this bookmark: "My favorite part of this book is: _____" and draw a picture!

Activities:

- Blob map the world with the best of them
- Listen as a kid explains "going on a Viking"
- No GPS? How DID they find their way across the ocean?
- Sing this Viking song. Flee or flea, or both?
- Is it true? Did Leif beat Christopher to America? Inquiring minds want to know!

Colby made Cycle 2 BOOKMARKS for your kids to "checklist" your sync'd "Who Was" books.

Print these on cardstock to place in their matching book. Each week, have kids go to www.colbybooks.com to click on that week's 5 activity links. Use boxes to check-off each activity.



**CYCLE 2 -
Week 11**


Sync: Wk 11 (Timeline: French Revolution)

Instructions:

1. Use this as a BOOKMARK.
2. Go to www.colbybooks.com; check off the 5 activities on your bookmark.
3. Write on the back of this bookmark: "My favorite part of this book is: _____" and draw a picture!

Activities:

- Match famous hair to famous heirs
- Guillotine - Ask yourself: Who in the world made this thing up?
- Oh Marie, you were so misunderstood. Find out how!
- Go ahead and cry at this rendition of Bring Him Home, a song from Les Miserables (during the French Rev.)
- Is it really possible to have your hair turn white overnight? Maybe!



**CYCLE 2 -
Week 11 Alt. Title**

Sync: Wk 10 (Geography: Pakistan)

Instructions:

1. Use this as a BOOKMARK.
2. Go to www.colbybooks.com; check off the 5 activities on your bookmark.
3. Write on the back of this bookmark: "My favorite part of this book is: _____" and draw a picture!

Activities:

- She was shot at age 16 by the Taliban. Hear her story.
- Listen to Malala's magic pencil
- Apply for a visa at the U.S. Embassy in Kabul (Afghanistan, not Pakistan)
- Pack your bags.. and learn why India, China and Pakistan dispute the lines on your map
- Let Colby teach you how to use this book to give a great presentation on community day



**CYCLE 2 -
Week 12**

Sync: Wk 12 (History: Battle of Waterloo)

Instructions:


1. Use this as a BOOKMARK.
2. Go to www.colbybooks.com; check off the 5 activities on your bookmark.
3. Write on the back of this bookmark: "My favorite part of this book is: _____" and draw a picture!

Activities:

- Listen as Napoleon sings a little song about penguins
- (2) Watch the Lego Napoleonic war in stopaction
- (3) Find out how to make a Napoleon Minion out of playdoh
- (4) Did Napoleon save France or bring it to its knees? Find out more.
- (5) Learn 7 things you may not know about the Battle of Waterloo

Colby made Cycle 2 BOOKMARKS for your kids to "checklist" your sync'd "Who Was" books.

Print these on cardstock to place in their matching book. Each week, have kids go to www.colbybooks.com to click on that week's 5 activity links. Use boxes to check-off each activity.



**CYCLE 2 -
Week 13**

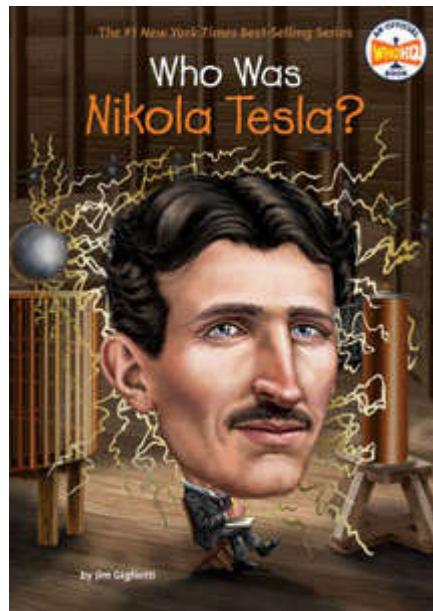
Sync: Wk 13 (History: Industrial Revolution)

Instructions:

1. Use this as a BOOKMARK.
2. Go to www.colbybooks.com; check off the 5 activities on your bookmark.
3. Write on the back of this bookmark: "My favorite part of this book is: _____" and draw a picture!

Activities:

- Draw your dream car with Ford
- Henry Ford's quadricycle looks nothing like a car and it has NO brakes
- Shake your head as a brakeless driver imitates Fred Flintstone, uses feet to stop car (see above)
- Learn to drive... a Model T? - https://www.youtube.com/watch?v=MLMS_QtKamg
- Let Colby teach you how to use this book to give a great presentation on community day



**CYCLE 2 -
Week 14**

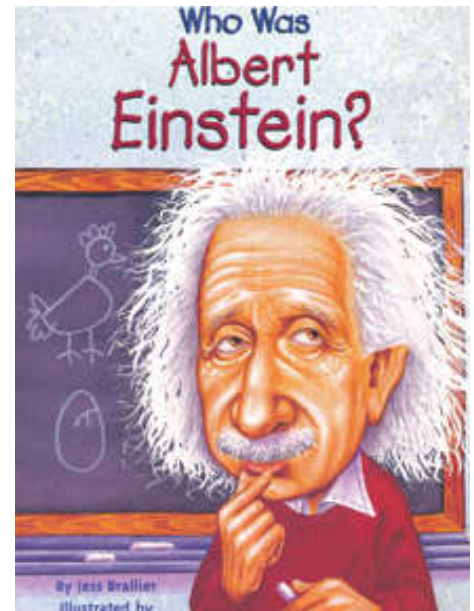
Sync: Wk 14 (Science: States of Matter: Plasma)

Instructions:

1. Use this as a BOOKMARK.
2. Go to www.colbybooks.com; check off the 5 activities on your bookmark.
3. Write on the back of this bookmark: "My favorite part of this book is: _____" and draw a picture!

Activities:

- Ask why Tesla's inventions didn't make him famous. And what is this about a feud with Edison?
- How does a plasma ball work? Find out more.
- Watch as Tesla coils sing Bohemian Rhapsody by Queen
- It's time to make some wireless energy
- Learn how a Tesla coil makes household electricity act differently



**CYCLE 2 -
Week 15**

Sync: Wk 15 (Science: Forms of Energy)

Instructions:


1. Use this as a BOOKMARK.
2. Go to www.colbybooks.com; check off the 5 activities on your bookmark.
3. Write on the back of this bookmark: "My favorite part of this book is: _____" and draw a picture!

Activities:

- Test your brain against Albert!
- After reading the book, write down two true facts about Einstein and one false fact, all starting with "I am Einstein, and I . . ." Read 3 statements out loud and have your parents guess which is not true.
- Find out how a letter from Einstein changed Oak Ridge, TN forever
- See a kid with uncombable hair syndrome (like Einstein!)
- Understand Einstein's theory of relativity (stick with it!)

Colby made Cycle 2 BOOKMARKS for your kids to "checklist" your sync'd "Who Was" books.

Print these on cardstock to place in their matching book. Each week, have kids go to www.colbybooks.com to click on that week's 5 activity links. Use boxes to check-off each activity.



CYCLE 2 - Week 16

Sync: Wk 16 (Fine Arts: Monet)

Instructions:

1. Use this as a BOOKMARK.
2. Go to www.colbybooks.com; check off the 5 activities on your bookmark.
3. Write on the back of this bookmark: "My favorite part of this book is: _____" and draw a picture!

Activities:

- Paint with Monet's palette
- Create an amazingly easy bridge art with tape and your fingerprints
- Watch as the bidding for this Monet painting started at 45 million
- Which one is your fav? View an online gallery of Monet's best works
- Can you follow this impressionistic art technique?



CYCLE 2 - Week 17

Sync: Wk 17 (History: World War II)

Instructions:

1. Use this as a BOOKMARK.
2. Go to www.colbybooks.com; check off the 5 activities on your bookmark.
3. Write on the back of this bookmark: "My favorite part of this book is: _____" and draw a picture!

Activities:

- They flew over 15,000 sorties. Find out about one of them.
- Listen to the Prayer of the Red Tails: "We Fight"
- Who were the men of the 99th? Hear their stories.
- Put together the world's first WWII flight simulator
- Tell your mom or dad a story about the Tuskegee airmen and ask them questions to see what they know.



CYCLE 2 - Week 18

Sync: Wk 18 (History: UN: Churchill)

Instructions:

1. Use this as a BOOKMARK.
2. Go to www.colbybooks.com; check off the 5 activities on your bookmark.
3. Write on the back of this bookmark: "My favorite part of this book is: _____" and draw a picture!

Activities:

- Learn how to "Keep Calm and Carry on" with Winston
- Listen to the "We shall fight on the beaches" radio broadcast
- If Churchill was a lego minifig, it would sound like this. Find out more.
- Learn the nations of the world by the Animaniacs
- Let Colby teach you how to use this book to give a great presentation on community day

Colby made Cycle 2 BOOKMARKS for your kids to "checklist" your sync'd "Who Was" books.

Print these on cardstock to place in their matching book. Each week, have kids go to www.colbybooks.com to click on that week's 5 activity links. Use boxes to check-off each activity.



**CYCLE 2 -
Week 19**

Sync: Wk 19 (Science Experiment: Paper Airplanes)

Instructions:

1. Use this as a BOOKMARK.
2. Go to www.colbybooks.com; check off the 5 activities on your bookmark.
3. Write on the back of this bookmark: "My favorite part of this book is: _____" and draw a picture!

Activities:

- Find out 10 things you might not know about the Wright Brothers
- Did you know there was a World Championship paper airplane competition? Watch and learn.
- Just going for a ride in my personal helicopter. Want one?
- Wow. You might not have enough legos for this one.
- Combine origami with paper jets and you get a F14 tomcat



**CYCLE 2 -
Week 20**


Sync: Wk 20 (Science: Entropy: Flow of Heat)

Instructions:

1. Use this as a BOOKMARK.
2. Go to www.colbybooks.com; check off the 5 activities on your bookmark.
3. Write on the back of this bookmark: "My favorite part of this book is: _____" and draw a picture!

Activities:

- See the day the Hindenburg went down
- A sandcastle tells all you need to know about entropy. Build one!
- Do some experiments with hot chocolate and heat transfer.
- Oohh. Maybe we should take an electric lunchbox to CC community day this week.
- Let Colby teach you how to use this book to give a great presentation on community day



**CYCLE 2 -
Week 21**

Sync: Wk 21 (Science Experiment: Tower Construction)

Instructions:

1. Use this as a BOOKMARK.
2. Go to www.colbybooks.com; check off the 5 activities on your bookmark.
3. Write on the back of this bookmark: "My favorite part of this book is: _____" and draw a picture!

Activities:

- Get some excellent plans for tower builds
- Shhh. Check out the secret apartment at the top of the Eiffel Tower.
- View one of the tallest buildings in the world (it's an amusement park)
- Challenge your family to the Great Marshmallow Build
- They used some serious tower building skills for this one. Join in!

Colby made Cycle 2 BOOKMARKS for your kids to "checklist" your sync'd "Who Was" books.

Print these on cardstock to place in their matching book. Each week, have kids go to www.colbybooks.com to click on that week's 5 activity links. Use boxes to check-off each activity.



**CYCLE 2 -
Week 22**

Sync: Wk 22 (Timeline: Civil Rights Movement)

Instructions:

1. Use this as a BOOKMARK.
2. Go to www.colbybooks.com; check off the 5 activities on your bookmark.
3. Write on the back of this bookmark: "My favorite part of this book is: _____" and draw a picture!

Activities:

- The life, death and scoop about Coretta Scott King. Find out more.
- Listen to stories from her daughter
- Coretta's childhood in her own words . Tell one of her stories to your family.
- Find out 20 facts about Coretta Scott King
- It's the anniversary of the "I had a dream" speech. Listen again!



**CYCLE 2 -
Week 23**


Sync: Wk 23 (Science: Heat Flow: Radiation)

Instructions:

1. Use this as a BOOKMARK.
2. Go to www.colbybooks.com; check off the 5 activities on your bookmark.
3. Write on the back of this bookmark: "My favorite part of this book is: _____" and draw a picture!

Activities:

- What is radioactivity? Ask yourself: Can you touch it?
- 1902. On this day in history, radium is isolated. Find out more.
- Watch Marie Curie as an Animated Hero Classic
- Glowing in the dark. Meet the Radium girls.
- Let Colby teach you how to use this book to give a great presentation on community day



**CYCLE 2 -
Week 24**

Sync: Wk 24 (History: Nelson Mandela)

Instructions:

1. Use this as a BOOKMARK.
2. Go to www.colbybooks.com; check off the 5 activities on your bookmark.
3. Write on the back of this bookmark: "My favorite part of this book is: _____" and draw a picture!

Activities:

- Find South Africa on the map
- See how Nelson Mandela lived for over a generation (in prison)
- Watch as children tell about living under apartheid
- Did you know Mandela helped abolish apartheid in South Africa? Find out more.
- All things are possible. Watch as Mandela becomes president.